


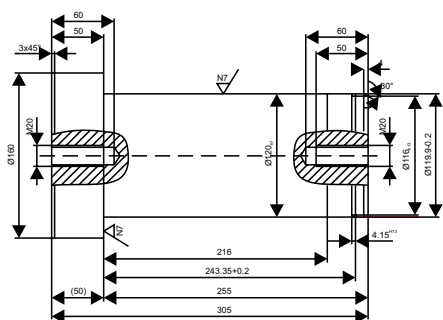
Load measuring pin

Characteristics



Force measuring device for existing installations without mechanical modification
 Capacity 0 ... 100 kg up to 0 ... 2000 t
 Output strain gauge full bridge
 optionally 2 strain gauge full bridges redundant
 optionally 0 - 10 V; 0 (4) - 20 mA
 Protection IP 65 (optionally up to IP 68)
 Accuracy up to 0,1 % of end scale value
 Suitable for AK4 in conjunction with a TÜV approved measuring amplifier

Technical explanation




Example for a customized manufacturing

According to a technical drawing of an existing load pin in an installation a computer-generated calculation simulates a nominal load of 20 t.


The two diagrams are showing the mechanical changes and the spots of maximum strain of the load pin to be manufactured. At these spots the sensing elements will be fixed.

▼ fixing the sensors

Graphical representation of computer calculation



Linear shifting at a load of 20 t



Stress charge at a load of 20 t

Applications

For use in all ranges where forces have to be measured, e.g. in theatre- and entertainment technics, in crane installations and loading plants in ports, in airport technics, construction of vehicles and terotechnology.



LOAD MEASURING PIN - LOAD MEASURING PIN - LOAD MEASURING PIN - LOAD MEASURING PIN - LOAD MEASURING PIN

